



Nordic Laboratories
dutch
Direct Urine Test for Comprehensive Hormones

PATIENT: **Sample Report**

TEST REF: **###-##-#####**

TEST NUMBER: #####
PATIENT NUMBER: #####
GENDER: Female
AGE: 27
DATE OF BIRTH: dd-mm-yyyy

COLLECTED: dd/mm/yyyy
RECEIVED: dd/mm/yyyy
TESTED: dd/mm/yyyy

PRACTITIONER: **Nordic Laboratories**
ADDRESS:

TEST NAME: DUTCH Adrenal

Category	Test	Result	Units	Normal Range
Creatinine (Urine)				
	Creatinine A (Waking)	Within range	0.25 mg/ml	0.2 - 2
	Creatinine B (Morning)	Within range	0.28 mg/ml	0.2 - 2
	Creatinine C (Afternoon)	Within range	0.27 mg/ml	0.2 - 2
	Creatinine D (Night)	Below range	0.13 mg/ml	0.2 - 2
Daily Free Cortisol and Cortisone (Urine)				
	Cortisol A (Waking)	Below range	3.9 ng/mg	12 - 55
	Cortisol B (Morning)	Below range	13.5 ng/mg	38 - 155
	Cortisol C (Afternoon)	Below range	6.6 ng/mg	7.3 - 30
	Cortisol D (Night)	Within range	6.1 ng/mg	0 - 14
	Cortisone A (Waking)	Below range	22.2 ng/mg	40 - 120
	Cortisone B (Morning)	Below range	71.3 ng/mg	90 - 230
	Cortisone C (Afternoon)	Low end of range	38.3 ng/mg	32 - 95
	Cortisone D (Night)	Within range	30.0 ng/mg	0 - 55
	24hr Free Cortisol	Below range	30.2 ng/mg	80 - 230
	24hr Free Cortisone	Below range	161.8 ng/mg	220 - 450
Cortisol Metabolites and DHEA-S (Urine)				
	a-Tetrahydrocortisol (a-THF)	Low end of range	113.0 ng/mg	75 - 370
	b-Tetrahydrocortisol (b-THF)	Below range	486.0 ng/mg	1050 - 2500
	b-Tetrahydrocortisone (b-THE)	Below range	1313.0 ng/mg	1550 - 3800
	Metabolized Cortisol (THF+THE)	Below range	1912.0 ng/mg	2750 - 6500
	DHEA-S	Within range	290.0 ng/mg	20 - 750

Nordic Laboratories Aps

Nygade 6, 3.sal • 1164 Copenhagen K • Denmark
Tel: +45 33 75 10 00

UK Office:

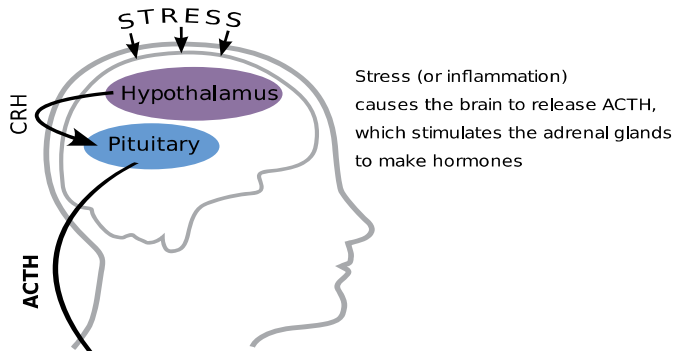
11 Old Factory Buildings • Stonegate • E. Sussex TN5 7DU • UK
Tel: +44 (0)1580 201 687

TEST NUMBER: #####
 PATIENT NUMBER: #####
 GENDER: Female
 AGE: 27
 DATE OF BIRTH: dd-mm-yyyy

COLLECTED: dd/mm/yyyy
 RECEIVED: dd/mm/yyyy
 TESTED: dd/mm/yyyy

PRACTITIONER: **Nordic Laboratories**
 ADDRESS:

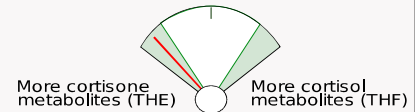
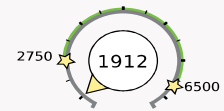
TEST NAME: DUTCH Adrenal



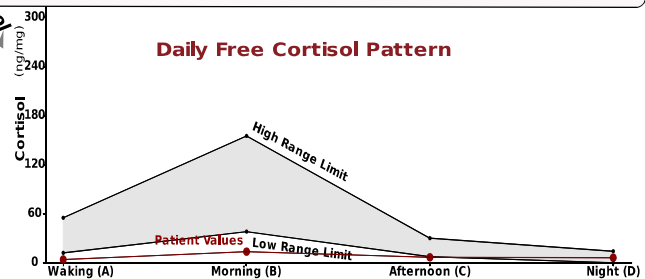
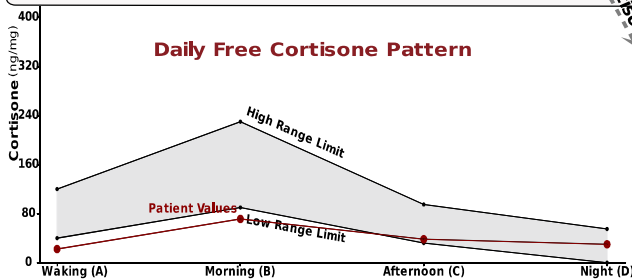
Stress (or inflammation) causes the brain to release ACTH, which stimulates the adrenal glands to make hormones

DHEA-S Ranges

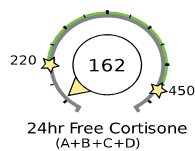
Age	Range
20-39	60-750
40-60	30-350
>60	20-150



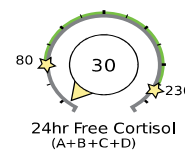
NOTE: This 11b-HSD index measures the balance of cortisol and cortisone metabolites, which best reflects the overall balance of active cortisol and inactive cortisone systemically.



At least one sample has a very low creatinine (female <0.15; male <0.2, see page 4), and for these individual samples cortisol & cortisone values may be somewhat less reliable.



Cortisol and Cortisone interconvert (11b-HSD)



The first value reported (Waking "A") for cortisol is intended to represent the "overnight" period. When patients sleep through the night, they collect just one sample. In this case, the patient did not report waking up during the night to collect a sample, so the "Waking (A)" cortisol and cortisone values should accurately represent the entirety of the overnight period.